NOIRCORE

ADD-ON FOR ODOO 18 · PROFESSIONAL EDITION

Warehouse Scan

Professional

Every read from your scanner, terminal or phone becomes a controlled inventory operation in Odoo: receipts, dispatches, transfers and counts checked item by item, with lots, expiry dates and accountable users.

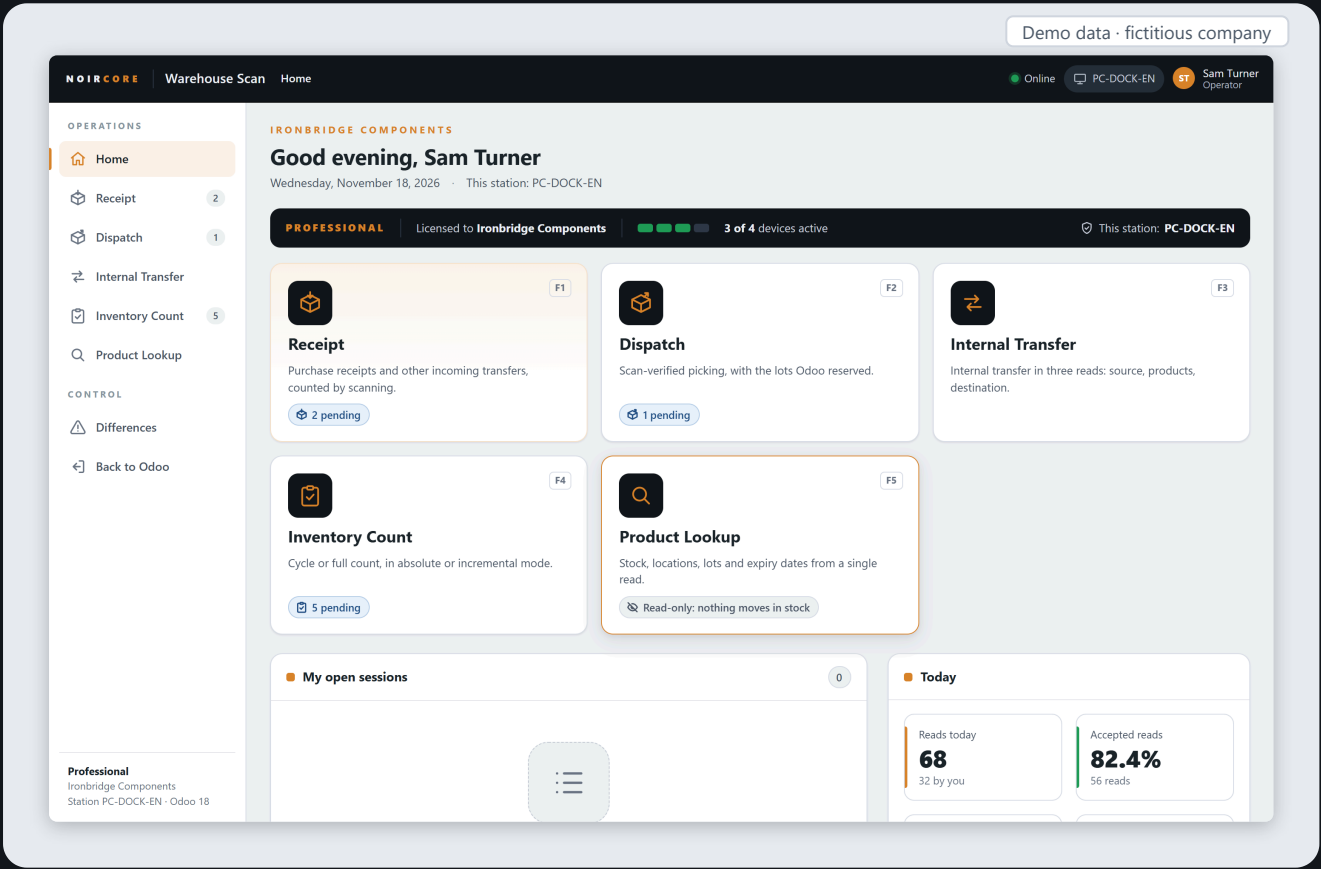

USD 1,799

Add-on license · 2 devices included · additional device USD 500.

WHY

Inventory goes wrong at the dock, not in the system

The problem

- A receipt is confirmed as complete when less arrived, or the wrong lot is received.
- Counts are written on paper and typed in later, with errors and no one accountable.
- Orders are picked from memory and the customer finds the difference.

The solution

Warehouse Scan guides the operator through the scanner: it identifies the operation, compares what was scanned with what was expected, separates shortages, overages and held items, and lets the supervisor confirm. Only then does Odoo move the stock with its own mechanisms. Scanning a code never changes inventory by itself.

A

Identify

Pick the receipt, dispatch, transfer or count, or open it by scanning its code.

B

Scan

Continuous reading of products, packages, lots, serials and locations.

C

Count and check

Expected, scanned, accepted and held quantities in one view.

D

Resolve differences

Shortages, overages and incidents with photos and approval.

E

Confirm

The supervisor validates the full or partial operation.

F

Update Odoo

Odoo moves stock through its native flow and keeps the trail.

USE CASES

How it works day to day

Buying from suppliers

The PO creates the expected receipt. The operator scans each case, the package contents are added up and the supervisor validates: stock rises only by what was counted.

Receipts with differences

8 cases of 10 arrive and one is damaged. The shortage and the held case are recorded with a photo; what was accepted is received and the rest stays open.

Inventory counts

Scan the location, then the products. The adjustment is applied through Odoo's native physical inventory, with who counted and from which device.

Picking and dispatch

The operator picks what Odoo reserved. If another lot or a wrong product is scanned, the screen stops it before it leaves.

FEATURES

Your whole warehouse, one scan at a time

Receipts

- Purchase order receipts, partial receipts and backorders.
- Blind receipt: operators count without seeing the expected quantity.
- Receipts without a PO, authorized by a supervisor, with no dummy purchases.

Identification

- EAN, UPC, Code 128, QR and internal product and location codes.
- GS1-128 and GS1 DataMatrix: GTIN, lot, expiry date, serial and quantity.
- Configured packages: one case scan adds its full contents.

Dispatch and transfers

- Picking checked against what Odoo reserved, with lot and FEFO.
- Internal transfers: source, product and destination in three scans.
- Returns through Odoo's native return flow.

Inventory

- Cycle counts and full stocktakes by location.
- Absolute mode (the scan sets the quantity) or incremental (each scan adds).
- Collaborative counts from several licensed devices.

Control and traceability

- User, device and time on every scan; work sessions.
- Unknown products, repeated serials and duplicated logistic units.
- Exceptions with photo evidence and supervisor approval.

Management

- Product lookup: stock, locations, lots and expiry dates.
- Internal PDF labels for products, lots and locations.
- Productivity summary by operator, device and operation.

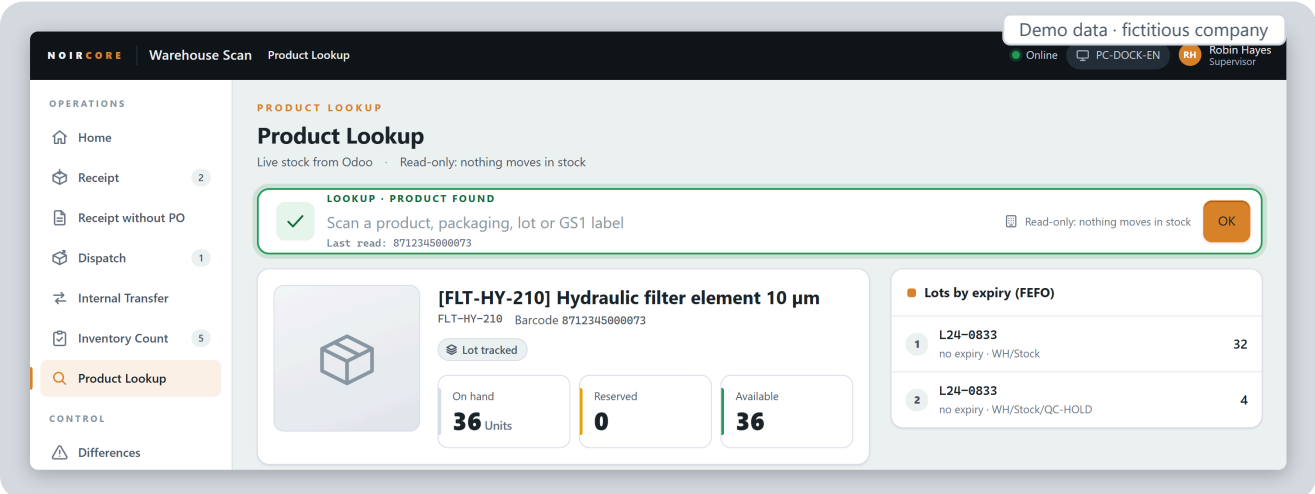

Product lookup. Stock, locations, lots and expiry dates at a glance.

SCREENS

At the receiving dock

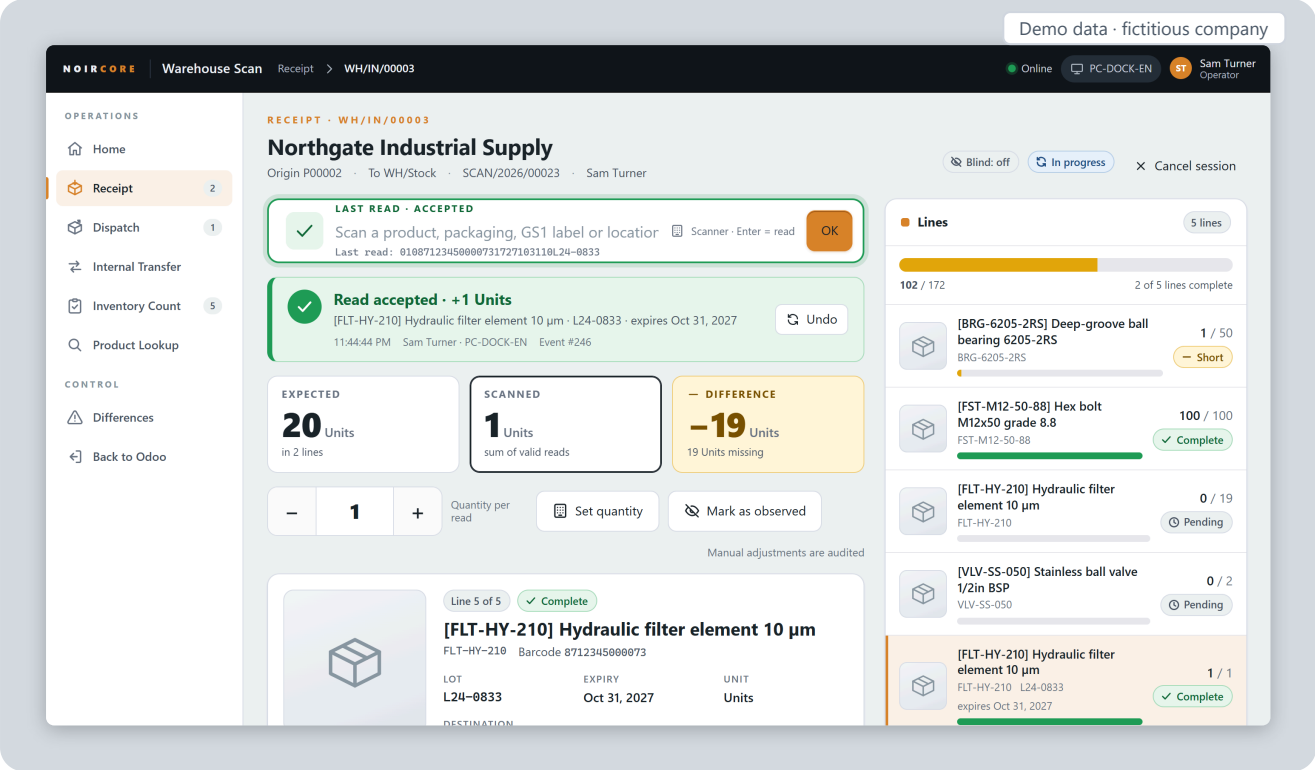

Receipt scanning. Recognized product, lot, expiry, expected, scanned and difference, with color and sound on every scan.

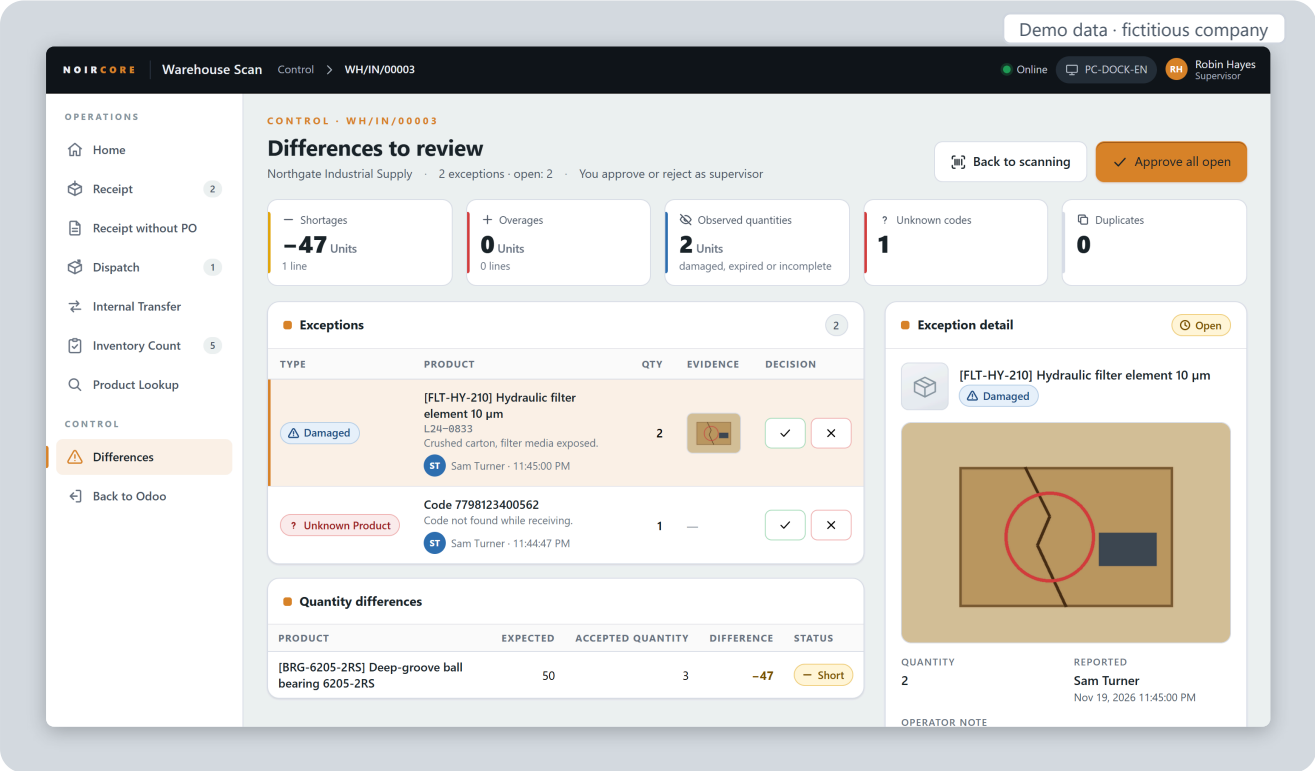

Differences before confirming. Shortages, overages and held items with evidence; the supervisor approves or rejects each exception.

SCREENS

Inventory and dispatch

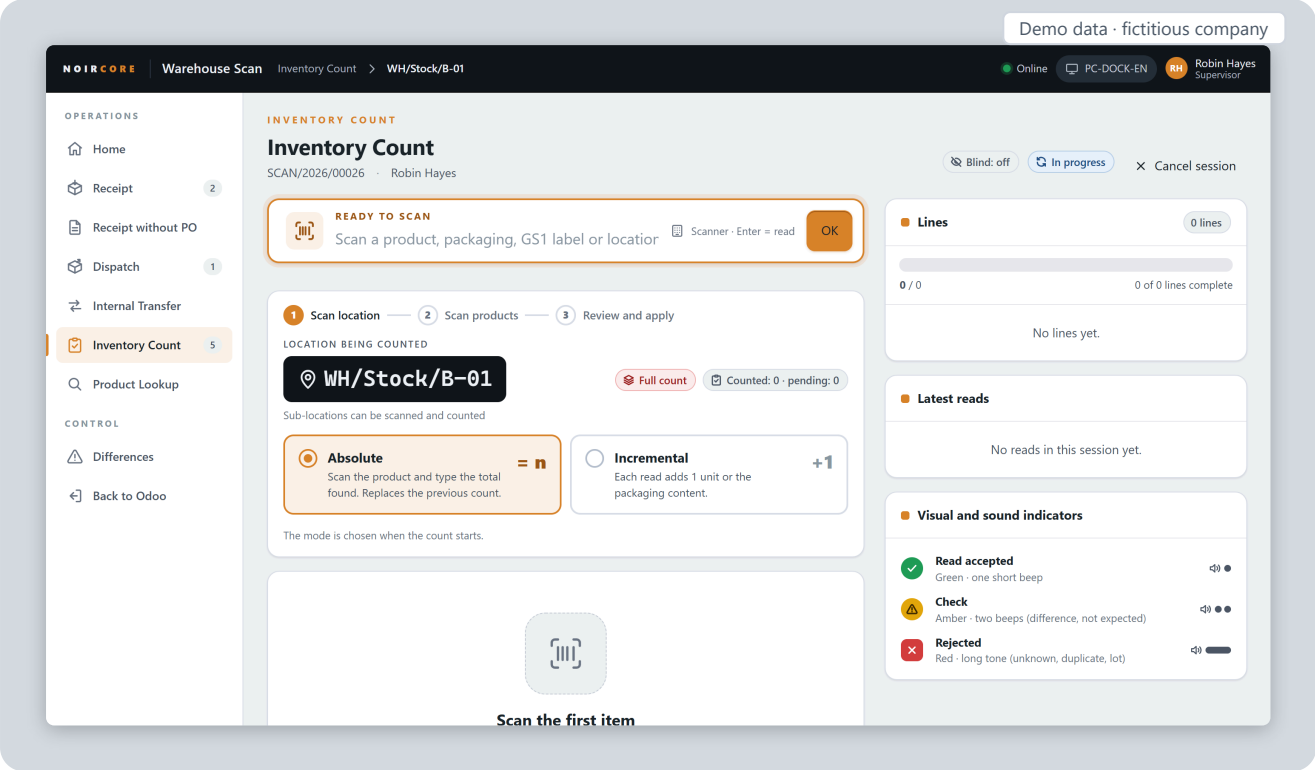

Physical inventory. Location first, then products. Absolute or incremental mode is always visible.

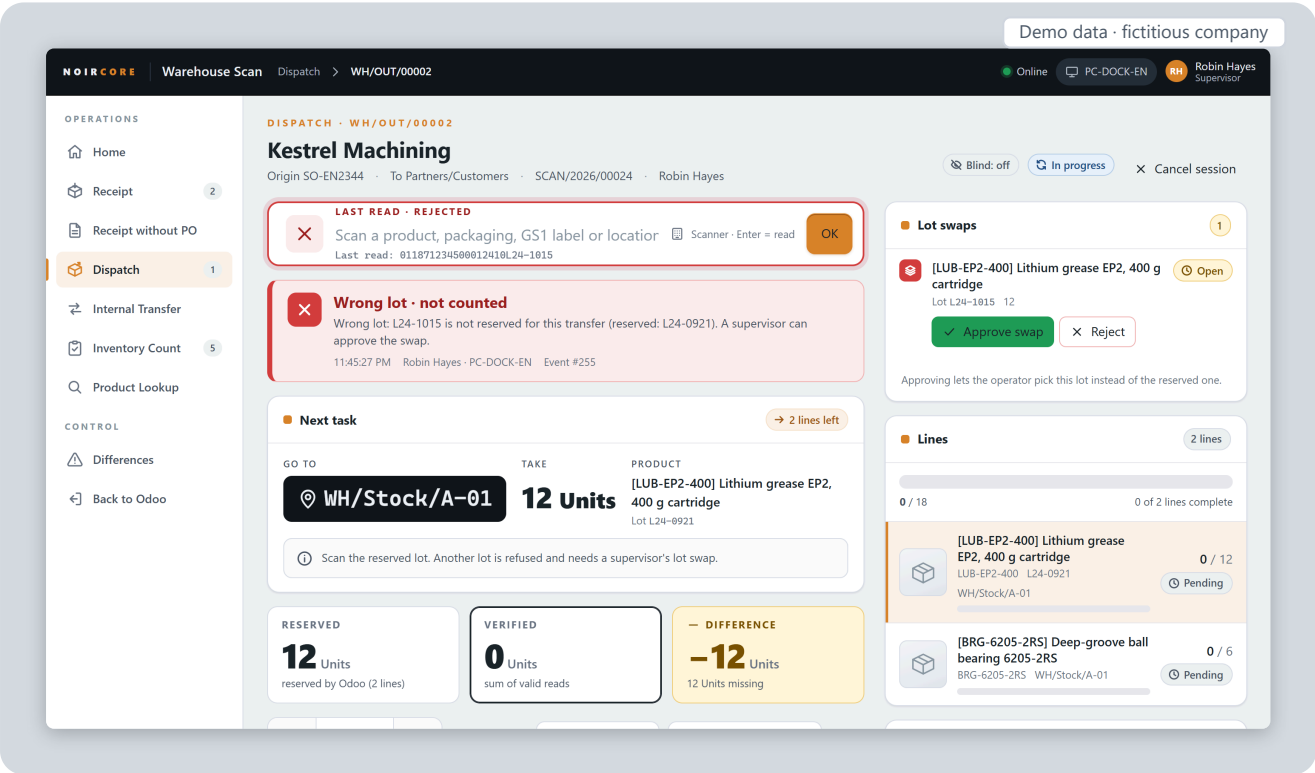

Picking and dispatch. What Odoo reserved, with lots in FEFO order and quantities checked by scan.

SCREENS

Audit and mobility

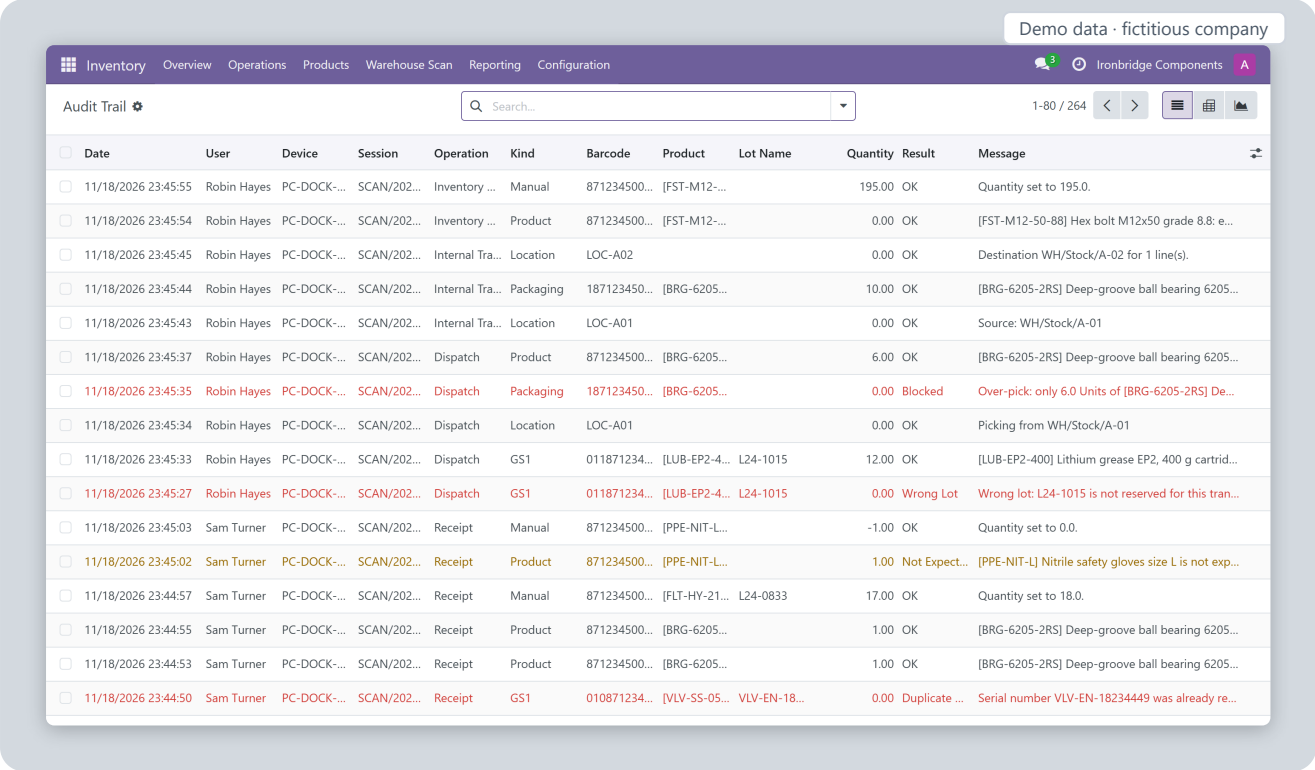

Audit and reports. Every scan with operator, device and result, ready to export.

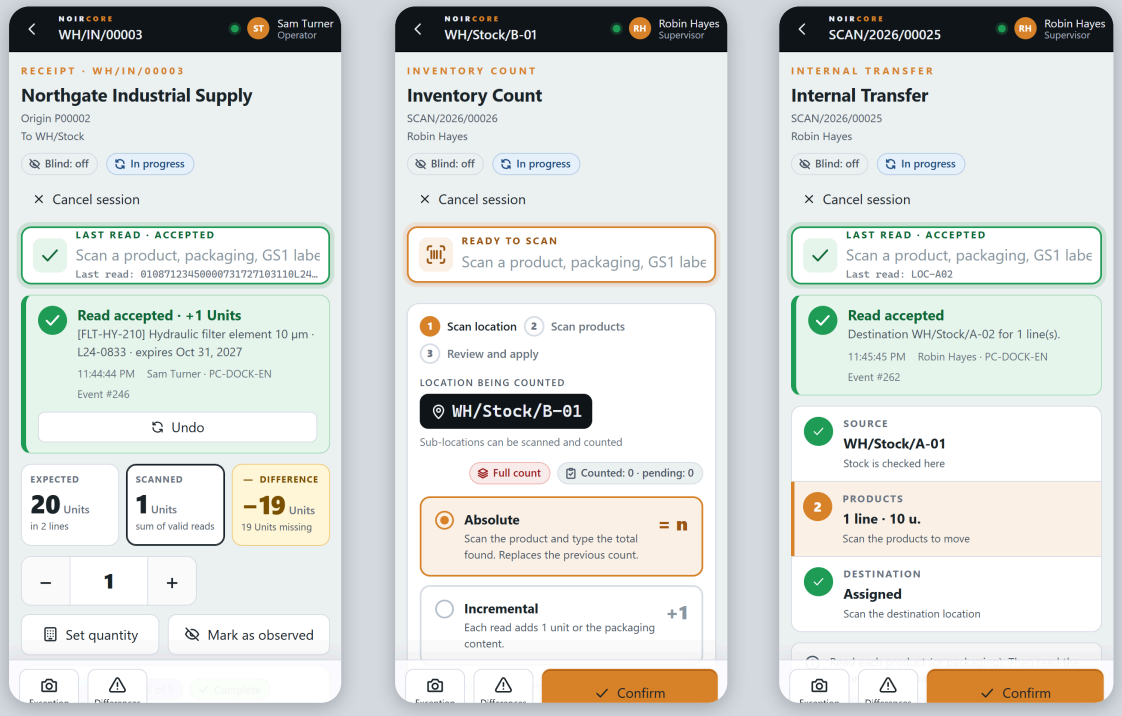

On the terminal or the phone. The same operation on 5 to 6 inch screens.

TECHNICAL SHEET

Requirements, contents and price

Platform	Odoo 18 with the Inventory app. Does not require the Odoo Enterprise Barcode app.
Verified versions	Odoo 18.0 Community. Odoo 18.0 Enterprise: built with no Enterprise dependencies; compatibility to be confirmed in your environment before delivery.
Readers	USB and Bluetooth scanners and 2D readers in keyboard mode (HID), Android industrial terminals with built-in scanner and computers with a connected scanner. Phones with a Bluetooth reader; camera reading subject to browser compatibility.
Codes	EAN-13, EAN-8, UPC-A, Code 128, QR, GS1-128 and GS1 DataMatrix (GTIN, lot, expiry date, serial, quantity, SSCC), internal and location codes.
Operations	PO, non-PO and blind receipts; dispatch and picking; internal transfers; cycle counts and full stocktakes; product lookup; labels; productivity.
Inventory	Uses Odoo's native receipts, deliveries, transfers, lots, serials, packages and physical inventory. No parallel stock and no changes to standard modules.
Security	Operator, supervisor and administrator profiles; every scan records user, device and time; network retries never double-count.
Connectivity	Requires a connection to the Odoo server while scanning; no offline mode included.
Languages	English and Spanish.

License and devices

- Each license includes 2 registered devices.
- Device = workstation: a PC with a USB scanner, an Android terminal with a built-in reader or an enabled phone count as one each. The connected scanner is not counted separately.
- Additional device: USD 500, in either edition.
- The license key is verified on your own server, and an authorized device replacement frees its slot.

What is included

- Warehouse Scan Professional Odoo modules.
- Scanning screen for PC, terminal and phone.
- Installation guide, user guide and test plan.

Warehouse Scan Professional
Add-on license · 2 devices included

USD 1,799

Additional device
USD 500

Availability: the features in this datasheet are available and verified on Odoo 18.0 Community. Compatibility with Odoo 18 Enterprise and with each customer's scanners and printers is confirmed in their environment before go-live. Offline operation is not included.

Warehouse Scan does not replace Odoo's inventory: it confirms operations through Odoo's native flows. Term, support and implementation conditions are agreed in the proposal. Odoo is a registered trademark of Odoo S.A. Screens show demo data for fictitious companies. Screens are captures of the add-on running on Odoo 18 Community with demo data.